

## 5126/5127 "Freezeless" Control (Dump) Valve

### Features

- > Simple maintenance: Valve trim or the complete actuator assembly can be quickly changed by simply removing the hammer nut and lifting the actuator assembly off the valve body. Disassembly of the actuator or removal of the valve from the line is not required. No special tools are required.
- > Simple installation: Compact, lightweight design enables quick, easy installation with minimal labor requirements.
- > Variety of valve trims: Available in stainless steel (standard) or tungsten carbide (optional) trim material, size 1/4", 3/8" or 1/2".
- > Bonnet safety pressure relief: Special design of hammer nut provides warning indication if an attempt is made to remove the actuator while the valve body is still under pressure.
- > Variety of actuators: The spring-opposed diaphragm actuator is available in adjustable and non-adjustable configurations for either reverse (fail close) or direct (fail open) acting applications.
- > Materials of construction that comply with NACE MR0175 specifications are available upon request.

The model 5126/5127 "freezeless" dump valve is designed for fluid control in oil and gas separators and other process vessels.

The valve body design allows the plug and seat to remain submerged in the process media, thus giving the valve its "freezeless" characteristic.



### Specifications

Body style: Angle  
 Process connections: 2" MNPT x 1" FNPT  
 Pressure rating: 1500 psig at 100°F (38°C)  
 Maximum differential pressure: 1500 psig  
 Assembled valve temperature range  
 -20 to 200°F (-28.8° to 93°C)  
 ANSI leakage rating: Class IV

### Model 5126 Flow Coefficients (C<sub>v</sub>)

| Trim Size (in.) | Trim Characteristic |              |
|-----------------|---------------------|--------------|
|                 | Quick Opening       | Mod. Percent |
| 1/4             | 1.4                 | 1.3          |
| 3/8             | 2.0                 | 1.9          |
| 1/2             | 2.3                 | 2.2          |

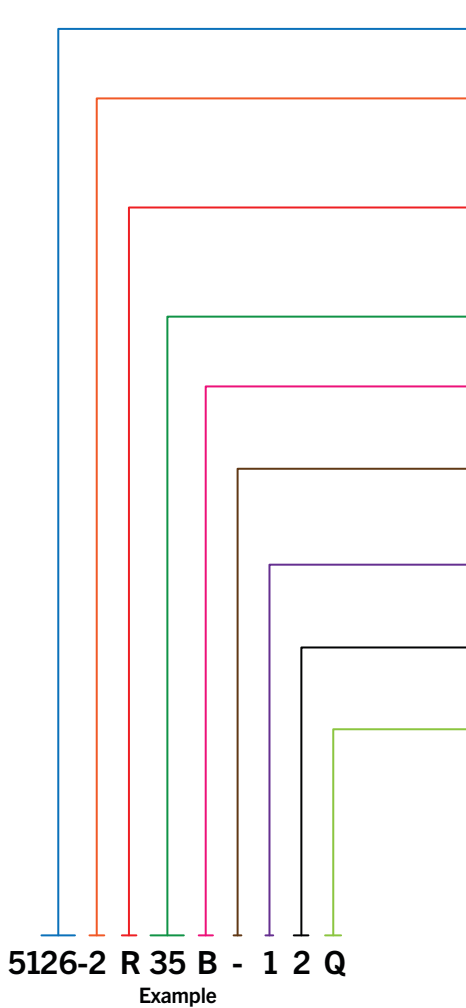
### Approx. Weight w/Actuator (lbs., kg)

| Actuator Size | Weight |      |
|---------------|--------|------|
|               | (lbs.) | (kg) |
| No. 35        | 25     | 11.3 |
| No. 70        | 35     | 15.8 |

NOTE: Taylor Valve reserves the right to change product designs and specifications without notice.

## 5126/5127 "Freezeless" Control (Dump) Valve

### Part Number Codes



#### Threads

26 • Internal & External Threads      27 • External Threads

#### Process Connection

2 • 2" MNPT x 1" FNPT

#### Actuator Type

- B • Direct Acting (Fail Open) Non-adjustable
- C • Reverse Acting (Fail Close) Non-adjustable
- D • Direct Acting (Fail Open) Adjustable (5126 Only)
- R • Reverse Acting (Fail Close) Adjustable

#### Actuator Size

35 • No. 35      70 • No. 70

#### Seal Material

B • Buna      V • Viton®

#### Materials of Construction

- • CS, Std. Service
- N • CS, NACE Option

#### Trim Material

- 1 • 17-4PH SS (5126 Only)      3 • 316SS (5127 Only)
- 2 • Tungsten Carbide

#### Trim Size

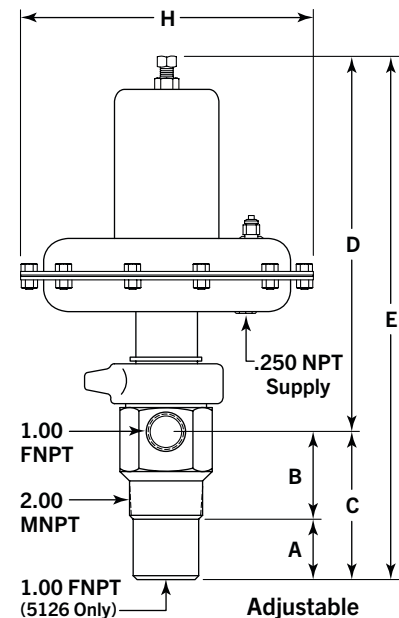
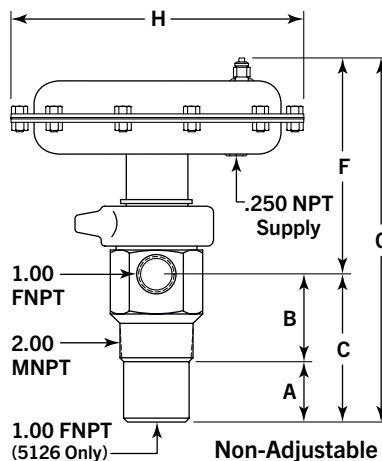
2 • 1/4"      3 • 3/8"      4 • 1/2"

#### Trim Characteristic

- Q • Quick Opening (On/Off)
- M • Modified Percent (Throttling, 5126 Only)

### Materials of Construction

| Description        | Material   |
|--------------------|--|
| Valve Body         | Carbon Steel                                       |
| Bonnet             | Carbon Steel                                       |
| Hammer Nut         | Carbon Steel                                       |
| Trim               | 17-4PH Stainless Steel,<br>Tungsten Carbide (Opt.) |
| Valve Stem         | 303 Stainless Steel,<br>316 Stainless Steel (Opt.) |
| Packing            | PTFE V-Ring  |
| Seals              | Buna,<br>Viton® (Opt.)                             |
| Diaphragm Housings | Steel  |
| Diaphragm          | Buna Reinforced<br>with Nylon Fabric               |
| Actuator Spring    | Steel  |



### Dimensional Data (in., mm)

| Model          | Dimension (in.) |        |        |        |        |        |        |       |
|----------------|-----------------|--------|--------|--------|--------|--------|--------|-------|
|                | A               | B      | C      | D Max. | E Max. | F Max. | G Max. | H     |
| 5126           | 3.00            | 2.88   | 5.88   | 13.5   | 19.38  | 9.25   | 15.13  | 9.5   |
| 5127           | 1.75            | 2.88   | 4.62   | 14.0   | 18.62  | 9.25   | 13.87  | 9.5   |
| Dimension (mm) |                 |        |        |        |        |        |        |       |
| 5126           | 76.20           | 731.15 | 149.35 | 342.9  | 492.25 | 234.95 | 384.3  | 241.3 |
| 5127           | 44.45           | 731.15 | 117.35 | 356.0  | 472.95 | 234.95 | 352.3  | 241.3 |